



Micro Commercial Components

Micro Commercial Components
 20736 Marilla Street Chatsworth
 CA 91311
 Phone: (818) 701-4933
 Fax: (818) 701-4939

MB3505 THRU MB3510

Features

- Mounting Hole For #10 Screw
- High Conductivity Metal Case
- Any Mounting Position
- Case Material: Molded Plastic. UL Flammability Classification Rating 94V-0 and MSL Rating 1
- Lead Free Finish/RoHS Compliant (NOTE 1) ("P" Suffix designates RoHS Compliant. See ordering information)

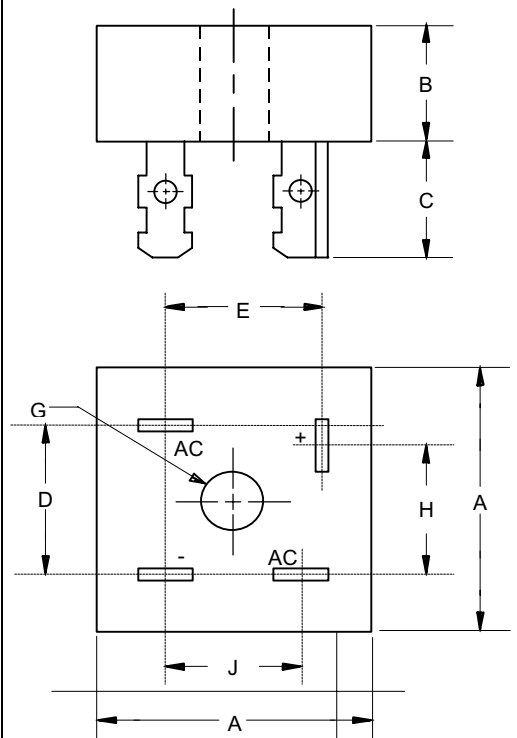
Maximum Ratings

- UL Recognized File # E165989
- Operating Temperature: -55°C to +175°C
- Storage Temperature: -55°C to +175°C

MCC Part Number	Device Marking	Maximum Recurrent Peak Reverse Voltage	Maximum RMS Voltage	Maximum DC Blocking Voltage
MB3505	MB3505	50V	35V	50V
MB351	MB351	100V	70V	100V
MB352	MB352	200V	140V	200V
MB354	MB354	400V	280V	400V
MB356	MB356	600V	420V	600V
MB358	MB358	800V	560V	800V
MB3510	MB3510	1000V	700V	1000V

35 Amp Single Phase Bridge Rectifier 50 to 1000 Volts

MB-35



DIMENSIONS

DIM	INCHES		MM		NOTE
	MIN	MAX	MIN	MAX	
A	1.115	1.135	28.33	28.83	
B	.427	.447	10.85	11.35	
C	.428	.468	10.87	11.89	
D	.688	.730	17.48	18.50	
E	.618	.658	15.70	16.71	
G	.193	---	4.90	---	∅
H	.618	.658	15.70	16.71	
J	.530	.570	13.46	14.48	

Electrical Characteristics @ 25°C Unless Otherwise Specified

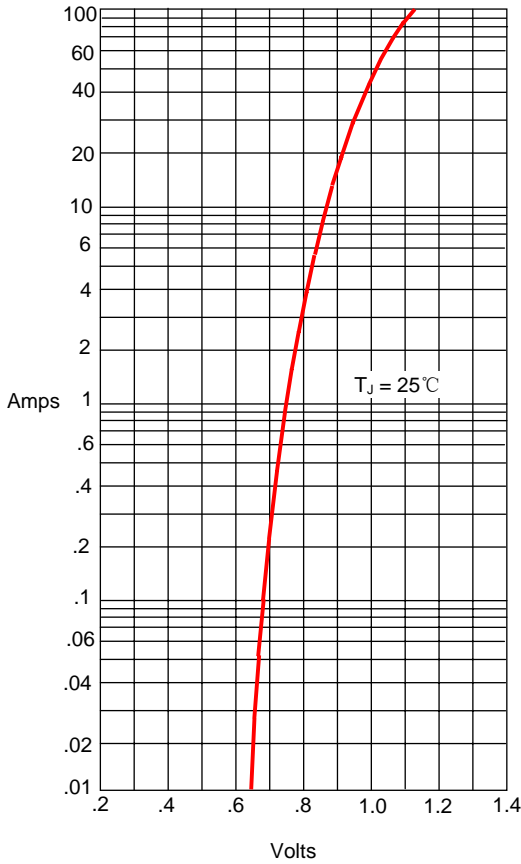
Average Forward Current	$I_{F(AV)}$	35.0A	$T_C = 55^\circ\text{C}$
Peak Forward Surge Current	I_{FSM}	400A	8.3ms, half sine
Maximum Forward Voltage Drop Per Element	V_F	1.2V	$I_{FM} = 17.5\text{A}$ per element; $T_J = 25^\circ\text{C}$ (Note 2)
Maximum DC Reverse Current At Rated DC Blocking Voltage	I_R	10μA 1.0mA	$T_J = 25^\circ\text{C}$ $T_J = 125^\circ\text{C}$

- Notes: 1. High Temperature Solder Exemption Applied, see EU Directive Annex Notes 7
 2. Pulse Test: Pulse Width 300usec, Duty Cycle 1%

MB3505 thru MB3510

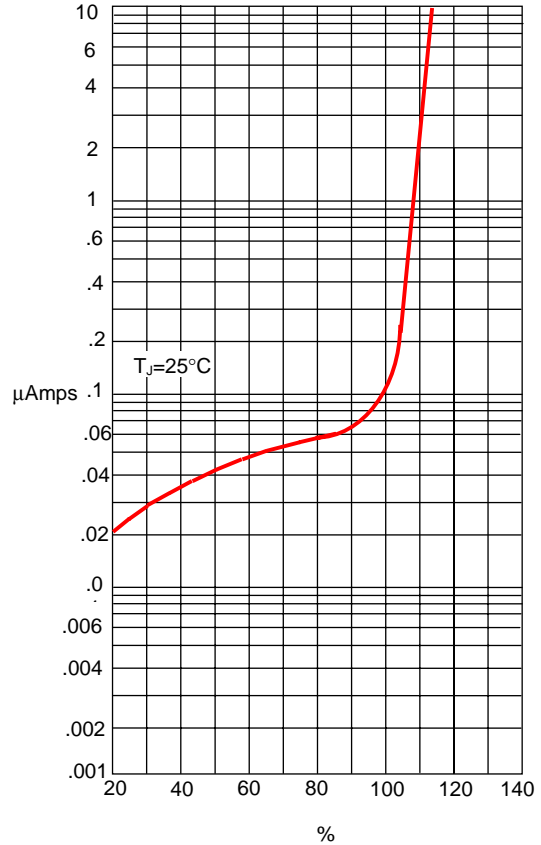


Figure 1
Typical Forward Characteristics



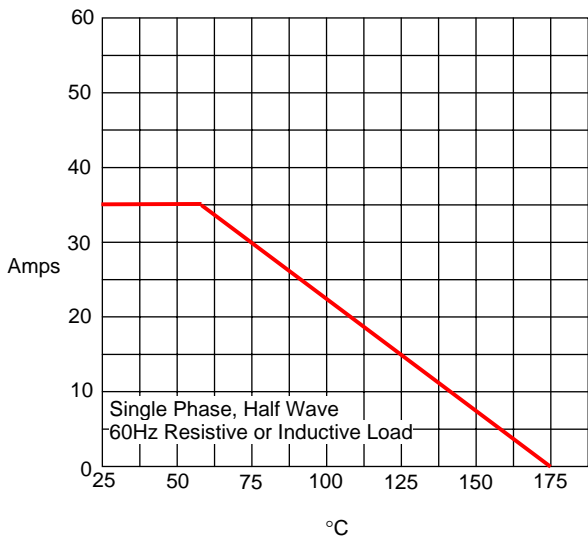
Instantaneous Forward Current - Amperes *versus*
Instantaneous Forward Voltage - Volts

Figure 2
Typical Reverse Characteristics



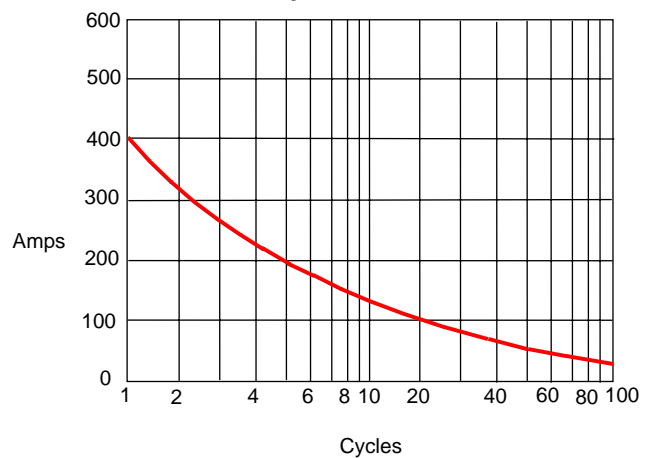
Instantaneous Reverse Leakage Current - microAmpere *versus*
Percent Of Rated Peak Reverse Voltage - %

Figure 3
Forward Derating Curve



Average Forward Rectified Current - Amperes *versus*
Case Temperature - °C

Figure 4
Peak Forward Surge Current



Peak Forward Surge Current - Amperes *versus*
Number Of Cycles At 60Hz - Cycles



Micro Commercial Components

Ordering Information

Device	Packing
(Part Number)-BP	Bulk;50pcs/Box

*****IMPORTANT NOTICE*****

Micro Commercial Components Corp. reserves the right to make changes without further notice to any product herein to make corrections, modifications, enhancements, improvements, or other changes. *Micro Commercial Components Corp.* does not assume any liability arising out of the application or use of any product described herein; neither does it convey any license under its patent rights, nor the rights of others. The user of products in such applications shall assume all risks of such use and will agree to hold *Micro Commercial Components Corp.* and all the companies whose products are represented on our website, harmless against all damages.

*****APPLICATIONS DISCLAIMER*****

Products offer by *Micro Commercial Components Corp.* are not intended for use in Medical, Aerospace or Military Applications.